

100 Tips For Talking Effectively With Your Students



Inviting Students to Learn: 100 Tips for Talking Effectively with Your Students by Jenny Edwards

★★★★★ 5 out of 5

Language : English
File size : 263 KB
Text-to-Speech : Enabled
Screen Reader : Supported
Enhanced typesetting : Enabled
Word Wise : Enabled
Print length : 199 pages



As a teacher, one of the most important things you can do is communicate effectively with your students. This means being able to listen to them, understand their needs, and express yourself clearly. When you can talk effectively with your students, you can create a positive and productive learning environment.

Here are 100 tips for talking effectively with your students:

1. Be a good listener.

One of the most important things you can do when talking to your students is to listen to them. This means giving them your full attention, making eye contact, and not interrupting them. When you listen to your students, you show them that you respect them and that you care about what they have to say.

2. Be empathetic.

When you are talking to your students, it is important to try to see things from their perspective. This means understanding their feelings and their needs. When you are empathetic, you can better connect with your students and build rapport.

3. Use positive language.

When you are talking to your students, it is important to use positive language. This means avoiding negative words and phrases, and instead focusing on the positive aspects of the situation. When you use positive language, you can create a more positive and productive learning environment.

4. Be clear and concise.

When you are talking to your students, it is important to be clear and concise. This means using simple language and avoiding jargon. When you are clear and concise, your students will be more likely to understand what you are saying.

5. Be respectful.

When you are talking to your students, it is important to be respectful. This means listening to them, valuing their opinions, and not talking down to them. When you are respectful, your students will be more likely to respect you and listen to what you have to say.

6. Be patient.

When you are talking to your students, it is important to be patient. This means giving them time to think and respond, and not getting frustrated if

they don't understand something right away. When you are patient, your students will be more likely to feel comfortable asking questions and participating in class.

7. Be positive.

When you are talking to your students, it is important to be positive. This means having a positive attitude and believing in your students. When you are positive, your students will be more likely to be positive and motivated.

8. Be enthusiastic.

When you are talking to your students, it is important to be enthusiastic. This means showing your passion for teaching and your love of learning. When you are enthusiastic, your students will be more likely to be engaged and excited about learning.

9. Be organized.

When you are talking to your students, it is important to be organized. This means having a clear plan for your lesson and knowing what you want to say. When you are organized, your students will be more likely to stay on track and learn what they need to know.

10. Be flexible.

When you are talking to your students, it is important to be flexible. This means being able to adjust your plans if necessary and respond to the needs of your students. When you are flexible, your students will be more likely to feel comfortable and engaged in learning.

11. Be creative.

When you are talking to your students, it is important to be creative. This means finding new and engaging ways to present information. When you are creative, your students will be more likely to be interested and motivated to learn.

12. Be passionate.

When you are talking to your students, it is important to be passionate. This means having a deep love for teaching and a strong belief in the power of education. When you are passionate, your students will be more likely to be inspired and excited about learning.

13. Be yourself.


When you are talking to your students, it is important to be yourself. This means being genuine and authentic. When you are yourself, your students will be more likely to trust you and connect with you.

14. Use humor.

When you are talking to your students, it is important to use humor. This means adding a little bit of fun and laughter to your lessons. When you use humor, your students will be more likely to be engaged and entertained.

15. Tell stories.


When you are talking to your students, it is important to tell stories. This means sharing personal anecdotes and experiences that can help illustrate your points. When you tell stories, your students will be more likely to connect with you and



Inviting Students to Learn: 100 Tips for Talking Effectively with Your Students by Jenny Edwards


★★★★★ 5 out of 5

Language : English
File size : 263 KB
Text-to-Speech : Enabled
Screen Reader : Supported
Enhanced typesetting : Enabled
Word Wise : Enabled
Print length : 199 pages



Big Money, Big Oil, and the Struggle for Democracy

By [Author's Name] In this groundbreaking book, Pulitzer Prize-winning journalist [Author's Name] tells the story of the global fight for democracy and how it...



The Happiness Overflow: A Guide to Finding and Maintaining Happiness

Are you tired of feeling stressed, anxious, and overwhelmed? Do you long for a life filled with more joy, peace, and fulfillment? If so,...

