


# 20 Creative Ways To Decorate Eggs For Easter Or Any Time

Eggs are a classic canvas for creativity, and there are endless ways to decorate them. Whether you're looking for simple and elegant designs or something more elaborate and eye-catching, there's sure to be an idea here that will inspire you.



## 20+ Creative Ways to Decorate Eggs (for Easter or any time) by Gumdrop Press

★★★★★ 5 out of 5

Language : English  
File size : 15468 KB  
Text-to-Speech : Enabled  
Screen Reader : Supported  
Enhanced typesetting: Enabled  
Print length : 40 pages  
Lending : Enabled



So gather your supplies and get ready to create some beautiful egg art!

## 1. Sharpie Designs

One of the easiest and most versatile ways to decorate eggs is with Sharpie markers. You can create simple designs or intricate works of art, and the results are always beautiful.



## 2. Paint Dipped Eggs

Another easy and fun way to decorate eggs is to dip them in paint. You can create a variety of different looks by using different colors of paint and techniques.



### **3. Decoupage Eggs**

Decoupage is a great way to add a touch of elegance to your eggs. You can use magazine clippings, scrapbook paper, or even fabric to create beautiful designs.



#### 4. Washi Tape Eggs

Washi tape is a type of decorative tape that comes in a variety of colors and patterns. It's a great way to add a pop of color and personality to your eggs.



## 5. Glitter Eggs

Glitter eggs are always a hit, and they're surprisingly easy to make. Simply apply a layer of glue to your egg and then sprinkle on the glitter.



## 6. Fabric Covered Eggs

Fabric covered eggs are a great way to add a touch of texture to your Easter decor. You can use any type of fabric you like, and you can even add embellishments like beads or sequins.



## 7. Yarn Wrapped Eggs

Yarn wrapped eggs are a simple and elegant way to decorate your eggs. You can use any color of yarn you like, and you can even create different patterns by wrapping the yarn in different directions.



## 8. Marbled Eggs

Marbled eggs are a beautiful and unique way to decorate your eggs. You can create different patterns by using different colors of nail polish and swirling them together.





## 9. Ombre Eggs

Ombre eggs are a trendy and stylish way to decorate your eggs. You can create ombre eggs by using different shades of the same color or by using a variety of different colors.



## 10. Geode Eggs

Geode eggs are a beautiful and unique way to decorate your eggs. They're made by using a mixture of glue and glitter to create a geode-like effect.



## 11. Mosaic Eggs

Mosaic eggs are a great way to add a touch of personality to your eggs. You can use any type of small objects to create your mosaic, such as beads, sequins, or even broken glass.



## 12. Confetti Eggs

Confetti eggs are a fun and festive way to decorate your eggs. You can use any type of confetti you like, and you can even add other embellishments like glitter or sequins.



### 13. Floral Eggs

Floral eggs are a beautiful and elegant way to decorate your eggs. You can use fresh flowers, dried flowers, or even artificial flowers to create your designs.



## 14. Lace Eggs

Lace eggs are a delicate and feminine way to decorate your eggs. You can use lace trim or fabric to create your designs, and you can even add other embellishments like beads or pearls.



## 15. Beaded Eggs

Beaded eggs are a beautiful and unique way to decorate your eggs. You can use any type of beads you like, and you can even create different patterns by using different colors and sizes of beads.



## 16. Embroidered Eggs

Embroidered eggs are a beautiful and unique way to decorate your eggs. You can use any type of embroidery floss or thread to create your designs, and you can even add other embellishments like beads or sequins.





## 17. Crocheted Eggs

Crocheted eggs are a beautiful and unique way to decorate your eggs. You can use any type of yarn you like, and you can even create different patterns by using different stitches.



## 18. Knitted Eggs

Knitted eggs are a beautiful and unique way to decorate your eggs. You can use any type of yarn you like, and you can even create different patterns by using different stitches.




## 19. Quilted Eggs

Quilted eggs are a beautiful and unique way to decorate your eggs. You can use any type of fabric you like, and you can even create different patterns by using different stitches.



## 20. Paper Quilled Eggs

Paper quilled eggs are a beautiful and unique way to decorate your eggs. You can use any type of paper you like, and you can even create different patterns by using different colors and sizes of paper.



## 20+ Creative Ways to Decorate Eggs (for Easter or any time) by Gumdrop Press

★★★★★ 5 out of 5

Language : English  
File size : 15468 KB  
Text-to-Speech : Enabled  
Screen Reader : Supported  
Enhanced typesetting : Enabled  
Print length : 40 pages  
Lending : Enabled


FREE

DOWNLOAD E-BOOK



## Big Money, Big Oil, and the Struggle for Democracy

By [Author's Name] In this groundbreaking book, Pulitzer Prize-winning journalist [Author's Name] tells the story of the global fight for democracy and how it...



## The Happiness Overflow: A Guide to Finding and Maintaining Happiness

Are you tired of feeling stressed, anxious, and overwhelmed? Do you long for a life filled with more joy, peace, and fulfillment? If so,...