

How To Plan Execute And Assess Powerful Makerspace Lessons

Makerspace education is a transformative approach to learning that empowers students to become active creators and innovators. It fosters a hands-on, project-based learning environment where students engage in creative problem-solving, design thinking, and collaboration.

Key Benefits of Makerspace Education

- Enhances creativity and imagination
- Cultivates critical thinking and problem-solving skills
- Promotes collaboration and teamwork
- Develops technological literacy
- Prepares students for 21st century careers

Effective makerspace lessons are carefully planned to ensure that they are engaging, meaningful, and aligned with learning objectives.

Steps for Planning Makerspace Lessons:


1. Define Learning Objectives: Clearly state the specific skills and knowledge students will gain from the lesson.

Learning in the Making: How to Plan, Execute, and Assess Powerful Makerspace Lessons by Harmony Verna

★★★★☆ 4.7 out of 5

Language : English

File size : 5062 KB



Print length : 150 pages

Screen Reader : Supported



2. Identify Resources:Gather materials, tools, and equipment necessary for the project.

3. Establish Safety Guidelines:Create clear safety protocols to ensure a safe and productive learning environment.

4. Design the Project:Develop a project that is challenging, engaging, and aligns with the learning objectives.

5. Create a Lesson Plan:Outline the steps of the lesson, including s, activities, and assessments.

Implementing makerspace lessons requires careful facilitation and guidance to maximize student engagement and learning.

Strategies for Executing Makerspace Lessons:

1. Establish a Positive Environment:Create a welcoming and encouraging atmosphere that fosters creativity and collaboration.

2. Provide Clear Instructions:Explain the project requirements and expectations clearly.

3. Facilitate Exploration: Allow students time to experiment, investigate, and develop their own solutions.

4. Encourage Collaboration: Promote teamwork and peer learning by assigning group projects and providing opportunities for students to share their ideas.

5. Monitor Progress: Observe students throughout the lesson to assess their understanding and provide support as needed.

Evaluating the effectiveness of makerspace lessons is crucial for improving future instruction and ensuring student growth.

Methods for Assessing Makerspace Lessons:

1. Project Rubrics: Develop rubrics to assess students' work based on specific criteria such as creativity, problem-solving, and collaboration.


2. Student Self-Reflection: Have students reflect on their learning experience, identify areas of growth, and suggest improvements for future lessons.

3. Teacher Observation: Observe students during the lesson to assess their engagement, collaboration, and critical thinking skills.

4. Project Exhibitions: Showcase student projects to provide opportunities for students to share their work and receive feedback.

5. Data Analysis: Collect data from assessments and observations to identify patterns and make informed decisions about future lessons.

"How To Plan Execute And Assess Powerful Makerspace Lessons" is the ultimate resource for educators who want to harness the transformative power of makerspace education. By following the strategies and techniques outlined in this book, you can create engaging, meaningful, and impactful lessons that ignite creativity, foster innovation, and empower students to become lifelong learners and problem-solvers.



Learning in the Making: How to Plan, Execute, and Assess Powerful Makerspace Lessons by Harmony Verna


★★★★☆ 4.7 out of 5

Language : English

File size : 5062 KB

Print length : 150 pages

Screen Reader : Supported



Big Money, Big Oil, and the Struggle for Democracy

By [Author's Name] In this groundbreaking book, Pulitzer Prize-winning journalist [Author's Name] tells the story of the global fight for democracy and how it...



The Happiness Overflow: A Guide to Finding and Maintaining Happiness

Are you tired of feeling stressed, anxious, and overwhelmed? Do you long for a life filled with more joy, peace, and fulfillment? If so,...