


Neon Tetra Care Guide: A Comprehensive Guide for Aquarium Hobbyists

Neon Tetras, renowned for their vibrant colors and playful nature, have captivated aquarium enthusiasts worldwide. However, providing optimal care for these delicate fish can be a daunting task for beginners and experienced hobbyists alike. This comprehensive guide will delve into every aspect of Neon Tetra care, empowering you to create a thriving environment where these stunning fish can flourish.



NEON TETRA CARE GUIDE: A COMPLETE GUIDE TO NEON TETRA FOR BEGINNERS by Donald McCaig

★★★★☆ 4.6 out of 5

Language : English
File size : 316 KB
Text-to-Speech : Enabled
Screen Reader : Supported
Enhanced typesetting : Enabled
Print length : 11 pages
Lending : Enabled



Section 1: Habitat and Tank Setup

Providing a suitable habitat is paramount for Neon Tetras' well-being. Here's how to create an ideal living space for them:

- **Tank Size:** A minimum of 10 gallons is recommended for a small group of Neon Tetras. As they are schooling fish, a larger tank is preferred to allow for ample swimming space.

- **Water Parameters:** Neon Tetras thrive in soft, slightly acidic water with a pH between 5.5 and 7.0. Optimal water temperature ranges from 68°F to 75°F.
- **Filtration:** A reliable filter is essential to maintain water quality. A sponge filter or hang-on-back filter with adjustable flow is recommended.
- **Substrate:** A dark-colored substrate, such as gravel or sand, complements the Neon Tetras' vibrant colors and makes them feel more secure.
- **Plants:** Live plants provide hiding places, reduce stress, and improve water quality. Java fern, Our Book Library sword, and Anubias are suitable options.
- **Lighting:** Moderate lighting for 10-12 hours per day is ideal. Avoid intense lighting, as it can stress the fish.

Section 2: Nutrition and Feeding

Adequate nutrition is crucial for Neon Tetras' health and vitality. Here's what to feed them and how often:

- **Diet:** Neon Tetras are omnivorous and accept a wide variety of foods, including live, frozen, and flake foods. Brine shrimp, Daphnia, bloodworms, finely chopped vegetables, and commercial flake foods tailored for small fish are suitable options.
- **Feeding Frequency:** Feed Neon Tetras 2-3 small meals per day. Avoid overfeeding as it can lead to health issues.

- **Supplements:** Occasionally adding vitamins and minerals to their food can enhance their health and coloration.

Section 3: Breeding and Care of Fry

If you're ready to embark on the rewarding experience of breeding Neon Tetras, here's what you need to know:

- **Breeding Tank:** A separate breeding tank of at least 5 gallons is recommended. Provide dense vegetation and a spawning mop or spawning grid.
- **Breeding Pairs:** Select healthy adult Neon Tetras that have been well-conditioned with a nutritious diet.
- **Breeding Conditions:** Adjust water parameters to pH 6.5-7.0, temperature 74-78°F, and ensure good water circulation.
- **Care of Fry:** Once eggs are laid, remove the adults to prevent predation. Feed the fry infusoria or baby brine shrimp and gradually introduce larger foods as they grow.

Section 4: Health and Diseases


Understanding common health issues and diseases in Neon Tetras is essential for their well-being. Here are some common problems to watch out for:

- **Neon Tetra Disease (*Pleistophora hypheobryconis*):** This parasitic infection is highly contagious and often fatal. Symptoms include lethargy, loss of appetite, and white cysts on the body.

- **Bacterial Infections:** Fin rot and tail rot are common bacterial infections that cause tissue damage and can be fatal if left untreated.
- **Fungal Infections:** Ichthyophthirius (Ich) and Saprolegnia (Fungus) are common fungal infections that appear as white or fuzzy spots on the fish's body.
- **Environmental Stress:** Poor water quality, overcrowding, or sudden changes in water parameters can cause Neon Tetras to become stressed, leading to weakened immune systems and increased susceptibility to diseases.

Section 5:

Providing optimal care for Neon Tetras requires a comprehensive understanding of their habitat, nutrition, breeding, and health. By following the guidelines outlined in this guide, you can create a thriving environment where these captivating fish can flourish and bring endless joy to your aquarium. Remember, consistent monitoring, meticulous maintenance, and a passion for these vibrant creatures are key to their well-being.




NEON TETRA CARE GUIDE: A COMPLETE GUIDE TO NEON TETRA FOR BEGINNERS by Donald McCaig

★★★★☆ 4.6 out of 5


Language : English
File size : 316 KB
Text-to-Speech : Enabled
Screen Reader : Supported
Enhanced typesetting : Enabled
Print length : 11 pages
Lending : Enabled





Big Money, Big Oil, and the Struggle for Democracy

By [Author's Name] In this groundbreaking book, Pulitzer Prize-winning journalist [Author's Name] tells the story of the global fight for democracy and how it...



The Happiness Overflow: A Guide to Finding and Maintaining Happiness

Are you tired of feeling stressed, anxious, and overwhelmed? Do you long for a life filled with more joy, peace, and fulfillment? If so,...