


# The Ultimate Guide to Poinsettia Care for Beginners: Transform Your Home into a Christmas Wonderland



**How To Care For Poinsettia Plants (Beginner Gardening Book 5)** by Douglas Green

★★★★☆ 4.1 out of 5



Language	: English
File size	: 174 KB
Text-to-Speech	: Enabled
Enhanced typesetting	: Enabled
Print length	: 20 pages
Lending	: Enabled
Screen Reader	: Supported



As the holiday season approaches, homes around the world are adorned with festive decorations, including the iconic poinsettia plant. With its vibrant red, white, or pink bracts, the poinsettia symbolizes the spirit of Christmas and brings joy to many. However, caring for these beautiful plants can be a challenge, especially for beginners. This comprehensive guide will provide you with all the essential knowledge and tips to nurture your poinsettia plants and keep them blooming throughout the season.

## Understanding Poinsettia Care Basics

Poinsettias are native to Mexico and Central America, where they thrive in warm, humid climates. As a result, they require specific conditions to flourish indoors. Here are some key factors to consider:

- **Light:** Poinsettias need bright, indirect light to bloom properly. Avoid placing them in direct sunlight, as it can scorch the leaves and inhibit flowering.
- **Temperature:** Ideal temperatures for poinsettias range between 65-75°F (18-24°C). Keep them away from cold drafts and heat sources.

- **Water:** Water poinsettias when the top inch of soil feels dry to the touch. Avoid overwatering, as this can lead to root rot.
- **Humidity:** Poinsettias prefer humidity levels of around 50-60%. Misting the leaves regularly or placing them on a tray filled with pebbles and water can help increase humidity.
- **Fertilizer:** Fertilize poinsettias once a month during the growing season with a balanced liquid fertilizer.

## Troubleshooting Common Poinsettia Problems

Despite following the proper care instructions, poinsettias may sometimes encounter problems. Here are some common issues and their solutions:

- **Drooping leaves:** This is usually caused by underwatering. Increase the frequency of watering and make sure the soil is evenly moist.
- **Yellowing leaves:** This can be a sign of overwatering or nutrient deficiency. Reduce watering and fertilize the plant with a balanced liquid fertilizer.
- **Brown leaf tips:** This is often caused by low humidity or dry air. Mist the leaves regularly or place the plant on a tray filled with pebbles and water to increase humidity.
- **Leaf drop:** Sudden leaf drop can be a symptom of cold drafts or extreme temperature fluctuations. Keep the plant in a warm, draft-free environment.
- **Pests:** Poinsettias can be susceptible to mealybugs, aphids, and spider mites. Inspect the plant regularly and treat infestations promptly with an appropriate insecticide.


## Extending the Bloom Time of Poinsettias

With proper care, poinsettias can bloom for several weeks. However, there are some additional tips you can follow to extend their blooming time:

- **Avoid direct sunlight:** Direct sunlight can cause the bracts to fade prematurely.
- **Keep the plant cool:** Poinsettias prefer cooler temperatures at night, around 55-60°F (13-16°C).
- **Reduce watering:** Once the bracts start to fade, reduce watering to allow the plant to go dormant.
- **Prune the plant:** After the blooms have faded, prune the plant back to 6-8 inches above the soil line. This will encourage new growth and flowering in the next season.

Caring for poinsettia plants can be a rewarding experience, adding a touch of festive cheer to your home during the holiday season. By following the tips outlined in this guide, you can ensure that your poinsettias thrive and continue to bloom year after year. Remember to provide them with bright, indirect light, moderate temperatures, regular watering, and adequate humidity. Be patient and attentive to their needs, and you will be rewarded with beautiful, vibrant poinsettia plants that will brighten your home with their festive charm.


For more detailed instructions and expert advice on poinsettia care, consider purchasing the book "How To Care For Poinsettia Plants Beginner Gardening". This comprehensive guide provides everything you need to know about growing and maintaining these iconic holiday plants.



## How To Care For Poinsettia Plants (Beginner Gardening Book 5) by Douglas Green


★★★★☆ 4.1 out of 5

Language : English  
File size : 174 KB  
Text-to-Speech : Enabled  
Enhanced typesetting : Enabled  
Print length : 20 pages  
Lending : Enabled  
Screen Reader : Supported



## Big Money, Big Oil, and the Struggle for Democracy

By [Author's Name] In this groundbreaking book, Pulitzer Prize-winning journalist [Author's Name] tells the story of the global fight for democracy and how it...



## The Happiness Overflow: A Guide to Finding and Maintaining Happiness

Are you tired of feeling stressed, anxious, and overwhelmed? Do you long for a life filled with more joy, peace, and fulfillment? If so,...

